

Signify Classified - Internal  
Cooper Lighting Solutions Photometric Lab  
1121 Highway 74 South  
Peachtree City, GA 30269



Scaled data based on original data using  
LM-79-08 Approved Method: Electrical and Photometric Measurements of Solid-  
State Lighting Products

Test Report Prepared for  
Cooper Lighting Solutions  
(formerly Eaton)

Brand: INVUE

Report Number: P868438

Luminaire Tested: **EMM2-HTN-SA1A-750-U-T2R-HSS**

Issue Date: 08/22/2024



**Test Information**

Test Method: LM-79-08  
Report Number: P868438  
Test Lab: INNOVATION CENTER(G3)  
Issue Date: 08/22/2024  
Manufacturer: COOPER LIGHTING SOLUTIONS (FORMERLY EATON)  
Product Line: INVUE  
Catalog Number: EMM2-HTN-SA1A-750-U-T2R-HSS  
Description: EPIC MODERN TALL HOUSING DISCRETE LED ARRAYS 40W 70CRI 5000K  
FIXTURE w/ TYPE II ROADWAY DISTRIBUTION OPTIC AND HOUSE SIDE SHIELD  
Light Source: (10) 5000K CCT, 70 CRI LEDS  
Ballast/Driver: ELECTRONIC DRIVER

**Summary**

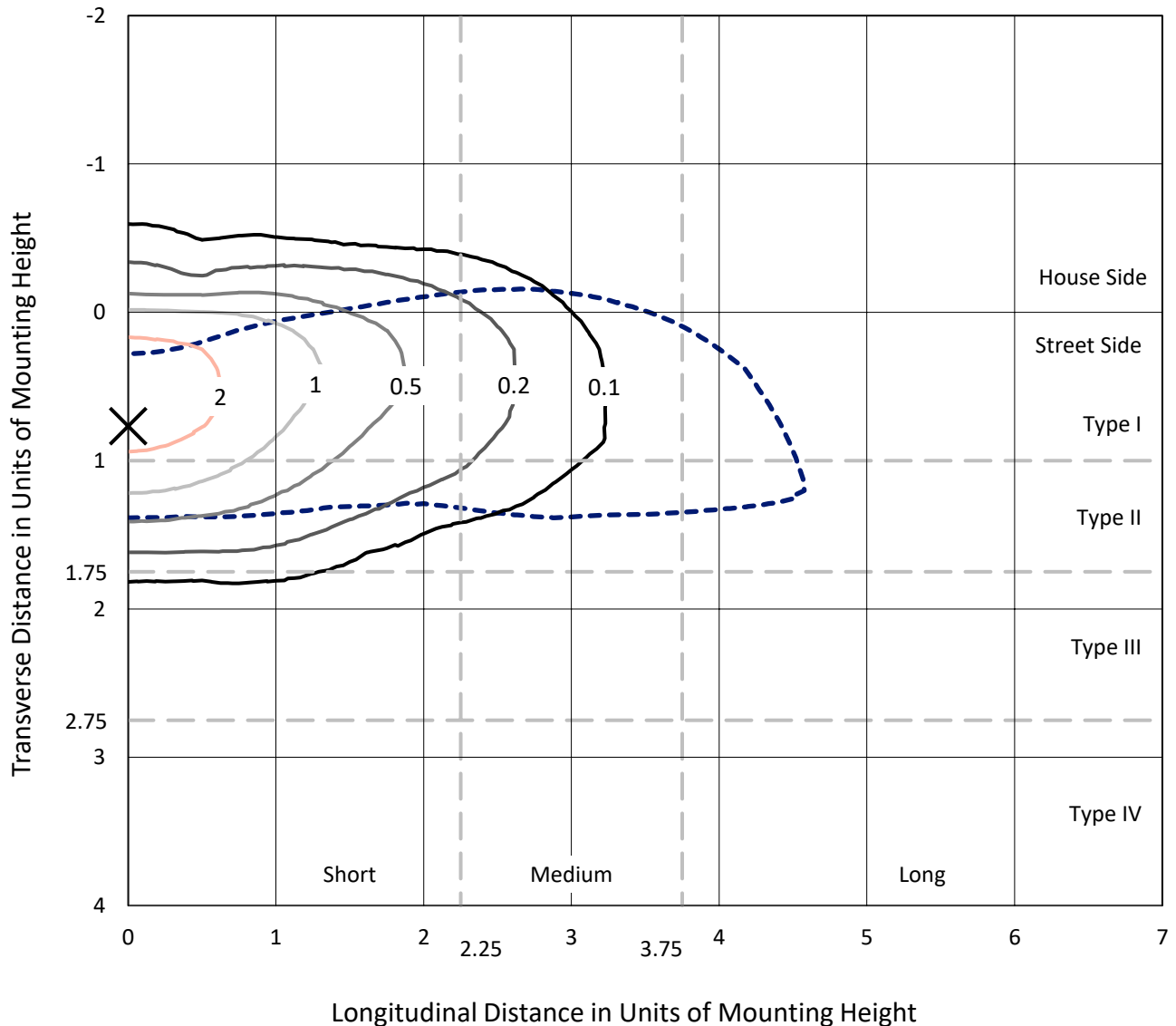
Lumens per Lamp: N/A  
Luminaire Lumens: 3494.1 lumens  
Efficiency: N/A  
Efficacy: 106.5 lumens/watt  
Luminous Opening: Rectangular (W 0.33' x L: 0.33' x H: 0')  
IES Classification: Type II - Short  
BUG Rating: B1 - U0 - G1

Input Watts (W): 32.8  
Input Voltage (V): 120  
Input Current (A<sub>in</sub>): NR  
Voltage Rise (V): NR  
Power Factor: 0.99  
Total Harmonic Distortion (THDi): 9.76%  
Frequency (hertz): 60  
Stabilization Time: NR  
Operation Time: NR  
Ambient Temperature (°C): NR  
Test Distance: 24 FT

REPORT NUMBER: P868438  
 CATALOG NUMBER: EMM2-HTN-SA1A-750-U-T2R-HSS

### Iso-Footcandle Lines of Horizontal Illumination

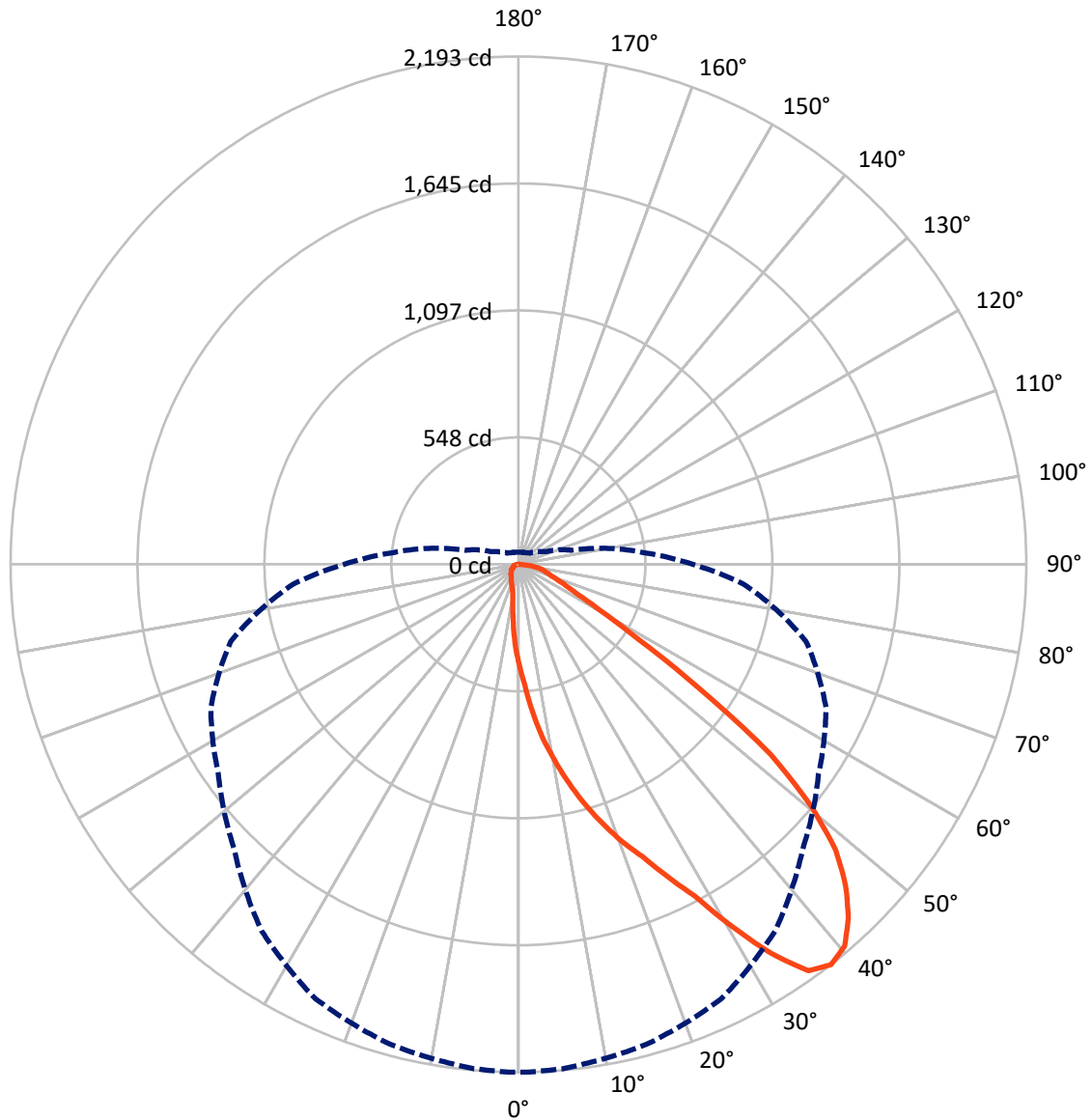
× Max cd  
 - - - 1/2 Max cd



Based on 20 foot mounting height. Maximum calculated value = 3 fc  
 Type II - Short - N/A

REPORT NUMBER: P868438  
CATALOG NUMBER: EMM2-HTN-SA1A-750-U-T2R-HSS

### Luminous Intensity Polar Plot



— Vertical Plane Through 0-Deg Lateral      - - - Horizontal Cone Through 37.5-Deg Vertical

REPORT NUMBER: P868438

CATALOG NUMBER: EMM2-HTN-SA1A-750-U-T2R-HSS

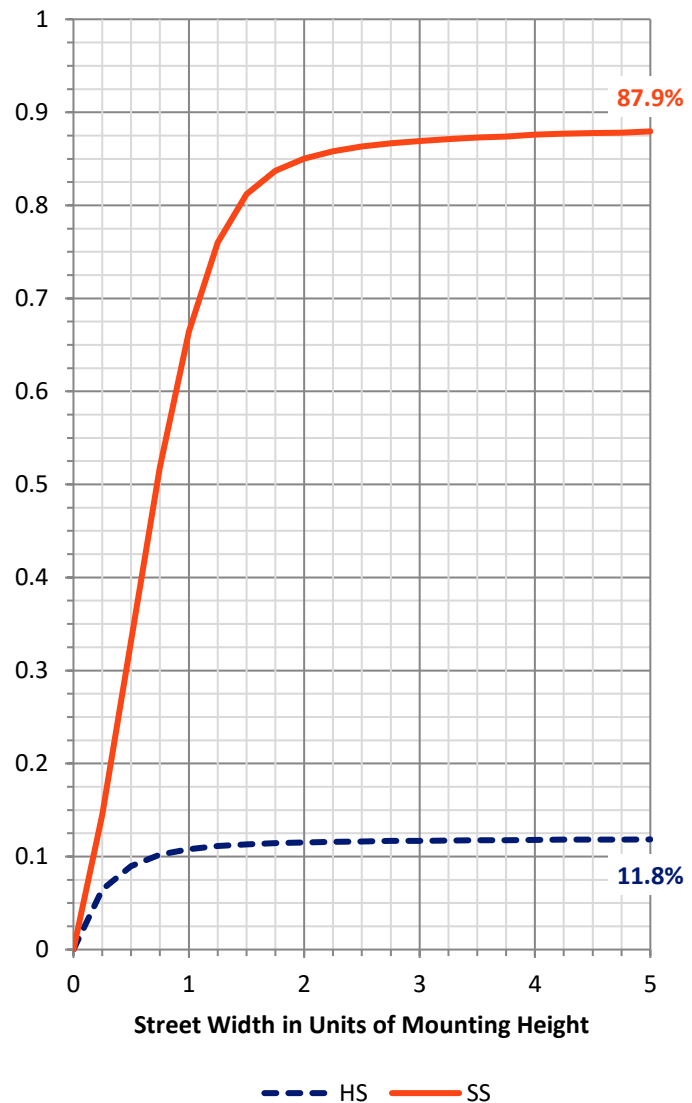
**FLUX DISTRIBUTION:**

		Downward	Upward	Total
<b>House Side</b>	Lumens	416.7	0.0	416.7
	% Fixture	11.9	0.0	11.9
<b>Street Side</b>	Lumens	3077.3	0.0	3077.3
	% Fixture	88.1	0.0	88.1
<b>Total</b>	Lumens	3494.1	0.0	3494.1
	% Fixture	100.0	0.0	100.0

**Coefficient of Utilization**

**ZONAL LUMENS:**

Zone	Lumens	% Fixture
0°-10°	43.4	1.2
10°-20°	151.8	4.3
20°-30°	313.3	9.0
30°-40°	551.2	15.8
40°-50°	748.4	21.4
50°-60°	741.5	21.2
60°-70°	570.9	16.3
70°-80°	331.3	9.5
80°-90°	42.2	1.2
90°-100°	0.0	0.0
100°-110°	0.0	0.0
110°-120°	0.0	0.0
120°-130°	0.0	0.0
130°-140°	0.0	0.0
140°-150°	0.0	0.0
150°-160°	0.0	0.0
160°-170°	0.0	0.0
170°-180°	0.0	0.0
0°-90°	3494.1	100.0
0°-180°	3494.1	100.0



REPORT NUMBER: P868438

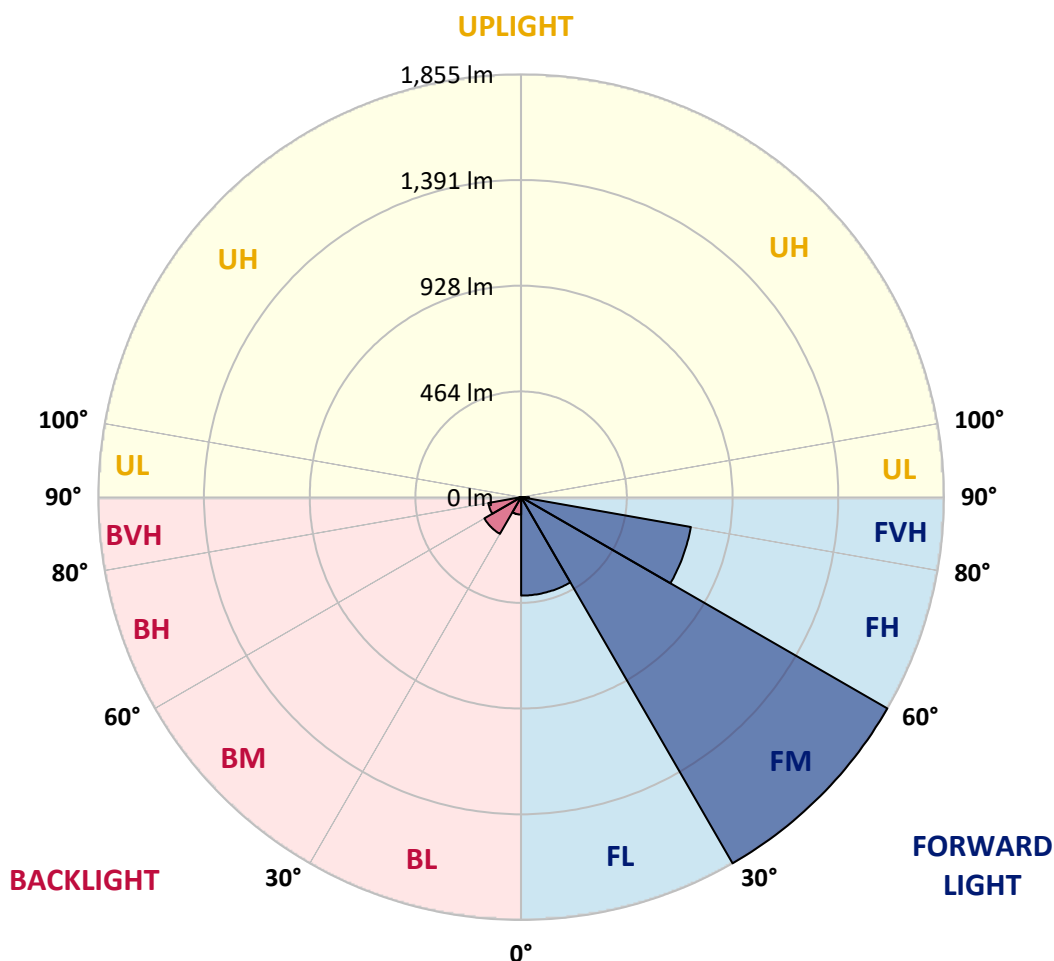
CATALOG NUMBER: EMM2-HTN-SA1A-750-U-T2R-HSS

**LUMINAIRE CLASSIFICATION SYSTEM LUMEN TABLE AND BUG RATING:**

Zone	Lumens	% Fixture	Zone Rating/Lumen Limit		
			B	U	G
FL (0°-30°)	431.9	12.4			
FM (30°-60°)	1855.0	53.1			
FH (60°-80°)	756.0	21.6			G1/1800
FVH (80°-90°)	34.4	1.0			G1/100
BL (0°-30°)	76.6	2.2	B0/110		
BM (30°-60°)	186.1	5.3	B0/220		
BH (60°-80°)	146.2	4.2	B1/500		G1/500
BVH (80°-90°)	7.8	0.2			G0/10
UL (90°-100°)	0.0	0.0		U0/0	
UH (100°-180°)	0.0	0.0		U0/0	

**BUG Rating: B1-U0-G1**

Type II Short





REPORT NUMBER: P868438

CATALOG NUMBER: EMM2-HTN-SA1A-750-U-T2R-HSS

**CANDELA DISTRIBUTION (FULL):**

	0°	1°	5°	15°	25°	35°	45°	55°	65°	75°	85°
0°	433.0	433.0	433.0	433.0	433.0	433.0	433.0	433.0	433.0	433.0	433.0
2.5°	521.7	529.5	523.6	518.8	511.9	505.1	495.4	484.6	471.0	454.4	439.8
5°	639.7	643.6	641.6	638.7	617.3	596.8	576.3	551.0	515.8	484.6	451.5
7.5°	757.7	755.7	750.9	742.1	722.6	699.2	662.1	620.2	570.5	515.8	464.2
10°	861.0	864.0	860.1	846.4	822.0	789.9	745.0	697.2	629.9	553.9	481.7
12.5°	969.3	971.2	971.2	942.0	925.4	875.7	827.9	763.5	688.4	600.7	502.2
15°	1075.6	1071.7	1071.7	1052.2	1022.9	967.3	913.7	835.7	750.9	644.6	525.6
17.5°	1177.0	1178.9	1170.2	1148.7	1120.4	1066.8	1000.5	914.7	812.3	697.2	550.0
20°	1277.4	1271.6	1267.7	1246.2	1216.0	1152.6	1089.2	991.7	884.5	756.7	584.1
22.5°	1371.0	1374.0	1364.2	1330.1	1301.8	1244.3	1172.1	1082.4	960.5	816.2	621.2
25°	1492.0	1482.2	1491.0	1450.0	1406.2	1337.9	1256.0	1167.2	1043.4	889.3	667.0
27.5°	1620.7	1626.5	1621.7	1576.8	1517.3	1425.7	1339.8	1245.3	1127.3	958.6	718.7
30°	1812.8	1809.9	1810.8	1743.5	1645.1	1535.8	1430.5	1327.2	1211.1	1043.4	779.1
32.5°	2002.9	2013.7	1987.3	1927.8	1814.7	1649.9	1521.2	1406.2	1292.1	1116.5	840.6
35°	2156.0	2153.1	2142.4	2076.1	1963.9	1804.0	1624.6	1493.9	1377.9	1206.2	908.8
37.5°	2193.1	2193.1	2186.3	2145.3	2071.2	1932.7	1736.7	1581.7	1465.6	1286.2	975.1
40°	2168.7	2163.8	2159.9	2132.6	2092.6	2010.7	1854.7	1672.4	1559.2	1389.6	1048.3
42.5°	2088.7	2089.7	2084.8	2069.2	2047.8	2016.6	1927.8	1768.9	1650.9	1487.1	1120.4
45°	1981.5	1983.4	1977.6	1975.6	1964.9	1964.9	1944.4	1845.0	1737.7	1586.6	1199.4
47.5°	1844.0	1843.0	1840.1	1835.2	1856.7	1880.1	1898.6	1887.9	1814.7	1693.8	1270.6
50°	1634.3	1632.4	1641.2	1665.5	1718.2	1769.9	1824.5	1875.2	1870.3	1793.3	1356.4
52.5°	1362.3	1349.6	1359.3	1434.4	1542.7	1657.7	1734.8	1814.7	1898.6	1898.6	1441.3
55°	952.7	963.4	969.3	1079.5	1293.0	1491.0	1626.5	1729.9	1887.9	1982.5	1534.9
57.5°	606.5	610.4	628.0	747.0	997.6	1245.3	1485.1	1654.8	1847.9	2052.7	1628.5
60°	408.6	394.9	408.6	476.8	717.7	977.1	1277.4	1560.2	1790.4	2103.4	1731.8
62.5°	288.6	287.7	291.6	331.5	511.9	734.3	1017.1	1432.5	1744.5	2106.3	1808.9
65°	233.1	226.2	229.2	251.6	343.2	538.3	746.0	1201.4	1703.6	2054.6	1846.9
67.5°	187.2	184.3	186.3	200.9	257.4	404.7	525.6	913.7	1616.8	1966.9	1825.5
70°	153.1	154.1	155.0	169.7	204.8	306.2	375.4	627.0	1431.5	1867.4	1728.9
72.5°	132.6	132.6	133.6	143.3	171.6	242.8	283.8	407.6	1158.5	1760.1	1551.4
75°	117.0	117.0	117.0	125.8	146.3	195.0	220.4	278.9	831.8	1561.2	1283.3
77.5°	101.4	102.4	102.4	110.2	125.8	152.1	169.7	193.1	530.5	1206.2	971.2
80°	78.0	78.0	79.0	87.8	107.3	119.0	124.8	136.5	278.9	757.7	616.3
82.5°	54.6	55.6	55.6	56.6	72.2	73.1	67.3	68.3	101.4	251.6	234.0
85°	5.9	6.8	7.8	7.8	12.7	15.6	16.6	15.6	16.6	29.3	29.3
87.5°	0.0	0.0	0.0	0.0	1.0	2.0	2.0	2.9	2.9	2.9	2.9
90°	0.0	0.0	0.0	0.0	0.0	0.0	0.0	0.0	0.0	0.0	0.0



REPORT NUMBER: P868438

CATALOG NUMBER: EMM2-HTN-SA1A-750-U-T2R-HSS

**CANDELA DISTRIBUTION (continued):**

	90°	95°	105°	115°	125°	135°	145°	155°	165°	175°	180°
0°	433.0	433.0	433.0	433.0	433.0	433.0	433.0	433.0	433.0	433.0	433.0
2.5°	432.0	425.2	410.5	397.9	386.2	376.4	369.6	360.8	354.0	354.0	357.9
5°	434.9	419.3	389.1	360.8	338.4	316.9	297.4	284.7	275.0	269.1	269.1
7.5°	438.8	415.4	369.6	326.7	291.6	257.4	227.2	212.6	198.0	193.1	194.1
10°	446.6	413.5	352.0	296.4	243.8	200.9	171.6	156.0	148.2	144.3	144.3
12.5°	455.4	413.5	333.5	262.3	200.9	157.0	139.4	127.7	123.8	121.9	119.9
15°	467.1	415.4	317.9	226.2	163.8	132.6	119.9	113.1	109.2	107.3	107.3
17.5°	480.7	417.4	301.3	197.0	139.4	117.0	107.3	102.4	98.5	96.5	96.5
20°	498.3	422.2	284.7	170.6	121.9	107.3	98.5	93.6	89.7	88.7	87.8
22.5°	519.7	430.0	268.2	149.2	110.2	97.5	89.7	85.8	82.9	80.9	80.9
25°	545.1	439.8	255.5	133.6	101.4	90.7	83.9	79.0	76.1	75.1	75.1
27.5°	580.2	456.4	242.8	121.9	94.6	83.9	77.0	73.1	70.2	69.2	68.3
30°	613.4	476.8	237.0	119.0	89.7	78.0	73.1	68.3	65.3	64.4	63.4
32.5°	656.3	500.2	233.1	119.0	87.8	74.1	68.3	64.4	61.4	60.5	59.5
35°	702.1	527.6	233.1	122.9	88.7	71.2	64.4	60.5	57.5	55.6	55.6
37.5°	751.8	554.9	235.0	128.7	91.7	69.2	60.5	56.6	53.6	52.7	52.7
40°	804.5	591.9	238.9	133.6	94.6	68.3	56.6	53.6	50.7	48.8	48.8
42.5°	853.2	621.2	245.7	139.4	96.5	67.3	53.6	50.7	47.8	46.8	46.8
45°	909.8	653.3	251.6	143.3	96.5	64.4	50.7	47.8	45.8	44.9	43.9
47.5°	954.7	679.7	254.5	145.3	94.6	61.4	47.8	45.8	43.9	41.9	42.9
50°	1009.3	708.0	259.4	146.3	90.7	57.5	45.8	42.9	41.0	40.0	40.0
52.5°	1061.9	736.2	263.3	144.3	85.8	52.7	42.9	41.0	39.0	37.1	37.1
55°	1124.3	767.4	269.1	141.4	78.0	47.8	40.0	38.0	35.1	34.1	33.2
57.5°	1195.5	808.4	274.0	135.5	68.3	42.9	38.0	35.1	31.2	29.3	29.3
60°	1260.9	855.2	277.9	120.9	59.5	40.0	35.1	32.2	28.3	27.3	27.3
62.5°	1331.1	904.0	277.9	95.6	50.7	36.1	33.2	30.2	26.3	25.4	25.4
65°	1379.8	947.8	269.1	71.2	42.9	34.1	32.2	28.3	24.4	23.4	23.4
67.5°	1393.5	975.1	244.8	50.7	37.1	32.2	30.2	26.3	23.4	21.5	21.5
70°	1349.6	953.7	199.9	39.0	32.2	29.3	27.3	24.4	21.5	20.5	20.5
72.5°	1223.8	871.8	149.2	33.2	28.3	27.3	25.4	22.4	20.5	19.5	19.5
75°	1024.9	724.5	105.3	29.3	26.3	24.4	22.4	20.5	18.5	18.5	18.5
77.5°	776.2	523.6	65.3	26.3	22.4	22.4	20.5	18.5	17.6	16.6	16.6
80°	501.2	330.6	37.1	18.5	15.6	16.6	14.6	12.7	12.7	11.7	11.7
82.5°	212.6	130.7	19.5	10.7	7.8	6.8	4.9	4.9	3.9	3.9	3.9
85°	21.5	7.8	3.9	2.9	2.9	2.0	2.0	2.0	2.0	1.0	1.0
87.5°	2.9	2.9	2.9	2.0	2.0	2.0	1.0	1.0	1.0	1.0	1.0
90°	0.0	0.0	0.0	0.0	0.0	0.0	0.0	0.0	0.0	0.0	0.0



LM-79-2019: Approved Method: Electrical and Photometric Measurements of Solid-  
State Lighting Products

Report Prepared for

Cooper Lighting Solutions

Streetworks

Report Number: SP1-2407-157-6

Test Date: 08/07/2024

Luminaire Tested: MEM2-HTN-SA-40-750-U-5WQ-2

Data in this report applies to families of products including MEM2-HTN-SA-40-750-U-5WQ-2

**Test Information**

Test Method: LM-79-2019  
 Report Number: SP1-2407-157-6  
 Test Lab: COOPER LIGHTING SOLUTIONS  
 Photometer: SP1 - 76IN SPHERE  
 Measurement Geometry: 4π  
 Issue Date: 08/20/2024  
 Manufacturer: COOPER LIGHTING SOLUTIONS  
 Product Line: Streetworks  
 Catalog Number: **MEM2-HTN-SA-40-750-U-5WQ-2**  
 Description: Epic Modern Light Square 40W 5WQ Optic and Flare Trim

**Spectral Parameters**

CCT (K): 5094  
 CIE u': 0.2082  
 CIE v': 0.4867  
 Duv: 0.0032  
 CIE x: 0.3430  
 CIE y: 0.3564  
 CIE z: 0.3006  
 Peak Wavelength (nm): 451  
 Dominant Wavelength (nm): 568  
 Purity: 9.86439  
 Rf: 73.7  
 Rg: 93

CRI (Ra):	72.0		
R1:	68.6	R9:	-39.6
R2:	78.1	R10:	47.6
R3:	84.6	R11:	68.2
R4:	71.6	R12:	41.4
R5:	69.6	R13:	70.4
R6:	69.4	R14:	91.4
R7:	80.9	R15:	61.4
R8:	53.1		



**Test Conditions**

Stabilization Time: 20M  
 Operation Time: 1H 20M  
 Sphere Temperature (°C): 24.2

REPORT NUMBER: SP1-2407-157-6

Measurement and Test Equipment			
Instrument	Identification Number	Calibration Date	Calibration Due Date
Photometer	IN0058	6/18/2024	12/18/2024
Power Meter	INXT2011004	2/8/2024	2/8/2025
AC Power Source	IN0063	10/24/2023	10/24/2024
DC Power Source	IN0208	10/24/2023	10/24/2024
Sphere Thermometer	IN0085	10/24/2023	10/24/2024
Room Thermometer	IN0046	10/24/2023	10/24/2024

REPORT NUMBER: SP1-2407-157-6

**CIE 1931 Chromaticity Diagram**



**CIE 1931 Chromaticity Diagram with 2017 ANSI 7-Step and 4-Step Quadrangles**



Point lies inside the ANSI 5000K 4-step quadrangle

REPORT NUMBER: SP1-2407-157-6

**Photopic Flux vs. Wavelength**



**Photopic Lumens: NR**

λ (nm)	Power W <sup>^</sup> /nm	Lumens (φ/nm)	λ (nm)	Power W <sup>^</sup> /nm	Lumens (φ/nm)	λ (nm)	Power W <sup>^</sup> /nm	Lumens (φ/nm)	λ (nm)	Power W <sup>^</sup> /nm	Lumens (φ/nm)	λ (nm)	Power W <sup>^</sup> /nm	Lumens (φ/nm)
360	0	NR	490	114	NR	620	361	NR	750	9	NR	880	0	NR
365	0	NR	495	145	NR	625	326	NR	755	8	NR	885	0	NR
370	0	NR	500	197	NR	630	294	NR	760	7	NR	890	0	NR
375	0	NR	505	259	NR	635	261	NR	765	6	NR	895	0	NR
380	0	NR	510	319	NR	640	232	NR	770	5	NR	900	0	NR
385	0	NR	515	373	NR	645	204	NR	775	4	NR	905	0	NR
390	0	NR	520	414	NR	650	179	NR	780	4	NR	910	0	NR
395	1	NR	525	445	NR	655	157	NR	785	3	NR	915	0	NR
400	3	NR	530	465	NR	660	136	NR	790	3	NR	920	0	NR
405	5	NR	535	482	NR	665	118	NR	795	2	NR	925	0	NR
410	9	NR	540	493	NR	670	102	NR	800	2	NR	930	0	NR
415	18	NR	545	505	NR	675	87	NR	805	2	NR	935	0	NR
420	36	NR	550	515	NR	680	75	NR	810	2	NR	940	0	NR
425	72	NR	555	527	NR	685	65	NR	815	1	NR	945	0	NR
430	134	NR	560	540	NR	690	56	NR	820	1	NR	950	0	NR
435	242	NR	565	550	NR	695	48	NR	825	1	NR	955	0	NR
440	407	NR	570	557	NR	700	41	NR	830	1	NR	960	0	NR
445	684	NR	575	561	NR	705	35	NR	835	1	NR	965	0	NR
450	988	NR	580	559	NR	710	30	NR	840	1	NR	970	0	NR
455	828	NR	585	551	NR	715	26	NR	845	1	NR	975	0	NR
460	473	NR	590	537	NR	720	22	NR	850	1	NR	980	0	NR
465	333	NR	595	516	NR	725	19	NR	855	0	NR	985	0	NR
470	232	NR	600	491	NR	730	16	NR	860	0	NR	990	0	NR
475	146	NR	605	461	NR	735	14	NR	865	0	NR	995	0	NR
480	113	NR	610	429	NR	740	12	NR	870	0	NR	1000	0	NR
485	106	NR	615	395	NR	745	10	NR	875	0	NR			

REPORT NUMBER: SP1-2407-157-6

**Scotopic Flux vs. Wavelength**



**Scotopic Lumens: NR**

**S/P: 1.81**

λ (nm)	Power W <sup>^</sup> /nm	Lumens (φ/nm)	λ (nm)	Power W <sup>^</sup> /nm	Lumens (φ/nm)	λ (nm)	Power W <sup>^</sup> /nm	Lumens (φ/nm)	λ (nm)	Power W <sup>^</sup> /nm	Lumens (φ/nm)	λ (nm)	Power W <sup>^</sup> /nm	Lumens (φ/nm)
360	0	NR	490	114	NR	620	361	NR	750	9	NR	880	0	NR
365	0	NR	495	145	NR	625	326	NR	755	8	NR	885	0	NR
370	0	NR	500	197	NR	630	294	NR	760	7	NR	890	0	NR
375	0	NR	505	259	NR	635	261	NR	765	6	NR	895	0	NR
380	0	NR	510	319	NR	640	232	NR	770	5	NR	900	0	NR
385	0	NR	515	373	NR	645	204	NR	775	4	NR	905	0	NR
390	0	NR	520	414	NR	650	179	NR	780	4	NR	910	0	NR
395	1	NR	525	445	NR	655	157	NR	785	3	NR	915	0	NR
400	3	NR	530	465	NR	660	136	NR	790	3	NR	920	0	NR
405	5	NR	535	482	NR	665	118	NR	795	2	NR	925	0	NR
410	9	NR	540	493	NR	670	102	NR	800	2	NR	930	0	NR
415	18	NR	545	505	NR	675	87	NR	805	2	NR	935	0	NR
420	36	NR	550	515	NR	680	75	NR	810	2	NR	940	0	NR
425	72	NR	555	527	NR	685	65	NR	815	1	NR	945	0	NR
430	134	NR	560	540	NR	690	56	NR	820	1	NR	950	0	NR
435	242	NR	565	550	NR	695	48	NR	825	1	NR	955	0	NR
440	407	NR	570	557	NR	700	41	NR	830	1	NR	960	0	NR
445	684	NR	575	561	NR	705	35	NR	835	1	NR	965	0	NR
450	988	NR	580	559	NR	710	30	NR	840	1	NR	970	0	NR
455	828	NR	585	551	NR	715	26	NR	845	1	NR	975	0	NR
460	473	NR	590	537	NR	720	22	NR	850	1	NR	980	0	NR
465	333	NR	595	516	NR	725	19	NR	855	0	NR	985	0	NR
470	232	NR	600	491	NR	730	16	NR	860	0	NR	990	0	NR
475	146	NR	605	461	NR	735	14	NR	865	0	NR	995	0	NR
480	113	NR	610	429	NR	740	12	NR	870	0	NR	1000	0	NR
485	106	NR	615	395	NR	745	10	NR	875	0	NR			

REPORT NUMBER: SP1-2407-157-6

Melanopic Flux vs. Wavelength



Melanopic Lumens: NR

M/P: 3.73

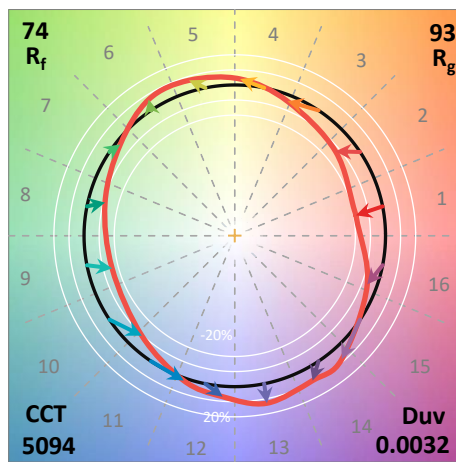
λ (nm)	Power W <sup>^</sup> /nm	Lumens (φ/nm)	λ (nm)	Power W <sup>^</sup> /nm	Lumens (φ/nm)	λ (nm)	Power W <sup>^</sup> /nm	Lumens (φ/nm)	λ (nm)	Power W <sup>^</sup> /nm	Lumens (φ/nm)	λ (nm)	Power W <sup>^</sup> /nm	Lumens (φ/nm)
360	0	NR	490	114	NR	620	361	NR	750	9	NR	880	0	NR
365	0	NR	495	145	NR	625	326	NR	755	8	NR	885	0	NR
370	0	NR	500	197	NR	630	294	NR	760	7	NR	890	0	NR
375	0	NR	505	259	NR	635	261	NR	765	6	NR	895	0	NR
380	0	NR	510	319	NR	640	232	NR	770	5	NR	900	0	NR
385	0	NR	515	373	NR	645	204	NR	775	4	NR	905	0	NR
390	0	NR	520	414	NR	650	179	NR	780	4	NR	910	0	NR
395	1	NR	525	445	NR	655	157	NR	785	3	NR	915	0	NR
400	3	NR	530	465	NR	660	136	NR	790	3	NR	920	0	NR
405	5	NR	535	482	NR	665	118	NR	795	2	NR	925	0	NR
410	9	NR	540	493	NR	670	102	NR	800	2	NR	930	0	NR
415	18	NR	545	505	NR	675	87	NR	805	2	NR	935	0	NR
420	36	NR	550	515	NR	680	75	NR	810	2	NR	940	0	NR
425	72	NR	555	527	NR	685	65	NR	815	1	NR	945	0	NR
430	134	NR	560	540	NR	690	56	NR	820	1	NR	950	0	NR
435	242	NR	565	550	NR	695	48	NR	825	1	NR	955	0	NR
440	407	NR	570	557	NR	700	41	NR	830	1	NR	960	0	NR
445	684	NR	575	561	NR	705	35	NR	835	1	NR	965	0	NR
450	988	NR	580	559	NR	710	30	NR	840	1	NR	970	0	NR
455	828	NR	585	551	NR	715	26	NR	845	1	NR	975	0	NR
460	473	NR	590	537	NR	720	22	NR	850	1	NR	980	0	NR
465	333	NR	595	516	NR	725	19	NR	855	0	NR	985	0	NR
470	232	NR	600	491	NR	730	16	NR	860	0	NR	990	0	NR
475	146	NR	605	461	NR	735	14	NR	865	0	NR	995	0	NR
480	113	NR	610	429	NR	740	12	NR	870	0	NR	1000	0	NR
485	106	NR	615	395	NR	745	10	NR	875	0	NR			

**Summary**

$R_f = 73.7$   
 $R_g = 93$   
 $CIE R_a = 72.0$   
 $R_9 = -39.6$



**Color Vector Graphics**





**Individual Sample Fidelity Index ( $R_{f,i}$ )**

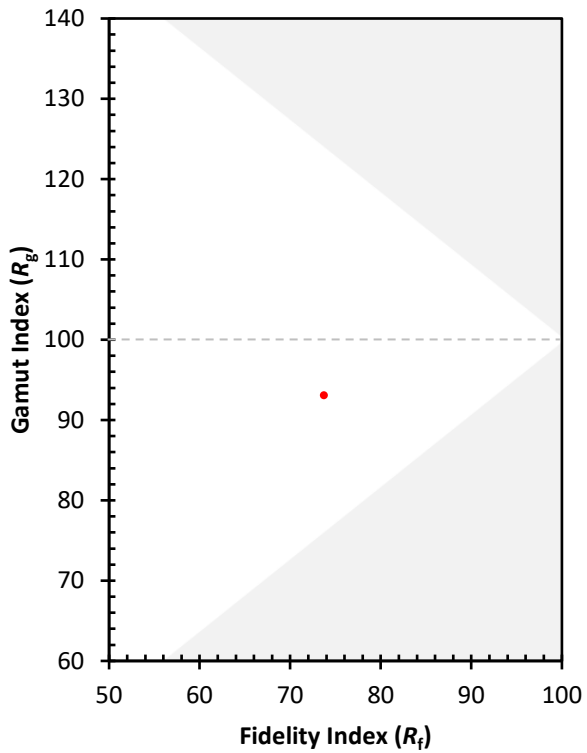
CES01 = 85	CES26 = 62	CES51 = 90	CES76 = 50
CES02 = 59	CES27 = 88	CES52 = 89	CES77 = 67
CES03 = 30	CES28 = 80	CES53 = 79	CES78 = 53
CES04 = 69	CES29 = 69	CES54 = 84	CES79 = 80
CES05 = 46	CES30 = 88	CES55 = 83	CES80 = 77
CES06 = 50	CES31 = 72	CES56 = 74	CES81 = 78
CES07 = 38	CES32 = 62	CES57 = 73	CES82 = 90
CES08 = 38	CES33 = 82	CES58 = 73	CES83 = 90
CES09 = 29	CES34 = 69	CES59 = 86	CES84 = 85
CES10 = 72	CES35 = 83	CES60 = 88	CES85 = 77
CES11 = 56	CES36 = 87	CES61 = 82	CES86 = 75
CES12 = 61	CES37 = 78	CES62 = 81	CES87 = 76
CES13 = 41	CES38 = 98	CES63 = 73	CES88 = 81
CES14 = 74	CES39 = 96	CES64 = 63	CES89 = 72
CES15 = 70	CES40 = 91	CES65 = 60	CES90 = 80
CES16 = 46	CES41 = 96	CES66 = 56	CES91 = 71
CES17 = 49	CES42 = 79	CES67 = 53	CES92 = 58
CES18 = 55	CES43 = 78	CES68 = 63	CES93 = 74
CES19 = 71	CES44 = 99	CES69 = 72	CES94 = 52
CES20 = 63	CES45 = 86	CES70 = 55	CES95 = 64
CES21 = 85	CES46 = 85	CES71 = 46	CES96 = 76
CES22 = 77	CES47 = 89	CES72 = 82	CES97 = 86
CES23 = 91	CES48 = 80	CES73 = 45	CES98 = 76
CES24 = 90	CES49 = 83	CES74 = 90	CES99 = 62
CES25 = 71	CES50 = 89	CES75 = 48	



Color Rendition by Hue-Angle Bin



Measure Comparisons



(END OF REPORT)